


## Splitsen van 6: met kuikens:

- 1 splitstabel (uitvergroten op A3)
- 6 kuikens
- 2 werkbladen met kuikens
- 2 werkbladen met dobbelsteenbeelden
- 1 leeg werkblad


Met graphics van Educlicps.









Juf Joyce Kuenen

Facebook & [samenvooronderijs.com](http://samenvooronderijs.com)










--	--










teken de  
ontbrekende  
kuikens erbij






teken de  
ontbrekende  
kuikens erbij





maak samen 6






maak samen 6

